


| HOME LEARNING PACK | | WEEK BEGINNING: 6.7.2020 | | | |
|--|---|--|--|---|--|
| YEAR Nursery | | | | | |
| Suitable online resources-Click on the link on our school website: | | | | | |
| DAILY: | | | | | |
| <ul style="list-style-type: none"> • Joe wicks PE at 9.00am. • Listen to the core story - Goldilocks and the Three Bears - https://www.youtube.com/watch?v=0oUP2PFeOi8 • Reading for pleasure- why not make a video message of your favourite book and email it to your class teacher. Read: online book such as oxford owl https://www.oxfordowl.co.uk/for-home/find-a-book/library-page <ul style="list-style-type: none"> • Listen to music and learn a new song. • Play with your family. • Play in the garden/outdoor safely. | | | | | |
| Email your teachers pictures of your amazing work/learning - Nursery@lapage.bradford.sch.uk | | | | | |
| | MONDAY | TUESDAY | WEDNESDAY | THURSDAY | FRIDAY |
| P.E - start your morning with 30 min Joe wicks PE lessons. These can be watched on YouTube. | P.E with Joe Wicks Give it a go and you will be a winner!! | P.E with Joe Wicks Don't Give up Donald Duck | P.E with Joe Wicks Keep on going- you can do it! | P.E with Joe Wicks Today you are your own SUPER HERO! | P.E with Joe Wicks Nothing is impossible when you believe in the possible! |
| Daily activity: | Choose one of the '50 Things to do before you're five' activities to complete - please refer to the poster on the school website. | Complete the Stone Shapes activity below. Don't forget to share a photo with your class teacher! | Complete your Easy Peasy activity. Don't forget to write a comment when you have completed this so your teacher can respond. | Practise writing your name. Make sure you form the letters correctly. Practise writing your full name if you are able to write your first name from memory. | Complete the Sock Puppets activity below. Don't forget to share a photo with your class teacher! |



| | | | | | |
|---|---|---|--|---|--|
| <p>Reading</p>  | <p>This week's focus story is Goldilocks and the Three Bears. If you do not have the story book listen to it on YouTube by clicking on the following link - https://www.youtube.com/watch?v=0oUP2PFoOi8</p> | | | | |
| <p>Listen to the story. Talk about the different characters in the story. Do you think Goldilocks made the right or wrong choices? Why?</p> | <p>Go on a size hunt. Look from items around your house which are different sizes. Try and order them from biggest to smallest then smallest to biggest. Which things around you are taller/shorter than you?</p> | <p>Draw a picture of the 3 bears. Remember to look carefully at the features and make sure all 3 bears are different sizes.</p> | <p>Make your own porridge. Work with an adult to make some porridge for you to eat. Talk about the instructions you need to follow to make it and draw a picture of your bowl of porridge.</p> | <p>Retell the story in your own words. Make a video of you re-telling the story and send it to your class teacher.</p> | |

Stone Shapes

Collect some stones

What shapes or pictures can you create with them?

Can you take a picture?

Sock puppets

Find some old socks and turn them into fun sock puppets!

Draw eyes and a mouth on using felt tips.

You could use wool for the hair and a button for the nose.

Stick cardboard spikes along the back to make a dinosaur.

Stick cardboard teeth into the mouth to make a crocodile or a long paper tongue to make a snake!