

HOME LEARNING PACK YEAR 5	WEEK BEGINNING: 06.07.20
----------------------------------	---------------------------------

Suitable online resources-Click on the link on our school website:
DAILY:
 Joe wicks PE at 9am on YouTube
 Complete Purple Mash activities set and email your teacher
 Practise times tables on TT Rockstars
 Reading is a big priority. Please encourage reading:
 Read the online books or an alternative.
 Read from Oxford Owl and books assign on Purple Mash
 Log in details are in your learning packs.
 Practise all your times tables. (Square, cube and prime numbers).
 Practise the spellings on the Year 5 and 6 spelling list

	MONDAY	TUESDAY	WEDNESDAY	THURSDAY	FRIDAY
P.E - start your morning with 30 min Joe wicks PE lessons. These can be watched on YouTube.	P.E with Joe Wicks Give it a go and you will be a winner!!	P.E with Joe Wicks Don't Give up Donald Duck	P.E with Joe Wicks Keep on going- you can do it!	P.E with Joe Wicks Today you are your own SUPER HERO!	P.E with Joe Wicks Nothing is impossible when you believe in the possible!

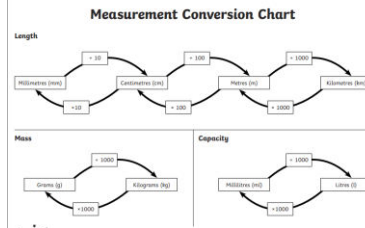
Maths

Converting units length


CGP Maths Book (2 pages)

<https://www.bbc.co.uk/teach/super-movers/ks2-maths-measurement-with-max-and-harvey/zdv2cqt>

Converting units length (remember to refresh your memory of conversations)



Laura buys 3,500 grams of potatoes and 1,500 grams of carrots.



She pays with a £5 note.
How much change does she get?

Tiegan is converting measurements.
She says:

'I have divided by 1,000 to convert the measurements.'

Which conversions could Tiegan have completed?

- 3 km \longrightarrow 3,000 m
- 3,000 m \longrightarrow 3 km
- 5,500 g \longrightarrow 5.5 kg
- 2.8 kg \longrightarrow 2,800 g

CGP Maths Book (2 pages)

Complete Times tables Rock stars Activity (online).



Complete a lesson on White Rose Maths
<https://whiterosemaths.com/homelearning/year-4/>

<p>English Reading and writing</p>	<p>Learn how to write clear instructions using parenthesis.</p> <p>Follow this link to watch a video and guide you how to do this properly:</p> <p>https://www.bbc.co.uk/bitesize/articles/zcydg7h</p>	<p>Reading Comprehension</p> <p>CGP English Comprehension</p> <p>Book (2 pages)</p>	<p>Your Choice!</p> <p>Choose a book either from your bookshelf at home, from Oxford Owl, or from MyON. Curl up and enjoy!</p> <p>www.oxfordowl.co.uk</p> <p>https://readon.myon.co.uk/</p>	<p>Apostrophes for contraction can make your writing easier to read.</p> <p>Follow this link to see an example and complete the activities shown:</p> <p>https://www.bbc.co.uk/bitesize/articles/zrprkxs</p>	<p>Reading Comprehension</p> <p>CGP English Comprehension (2 pages).</p>
<p>Topic/Science</p> <p>Coastal erosion</p>	<p>Geography:</p> <p>Create a poster to show coastal erosion takes place.</p> <p>Follow this link to find out more information about the different stages to help you make your poster:</p> <p>https://www.bbc.co.uk/bitesize/clips/z8tyr82</p>	<p>Science:</p> <p>How do humans change during their lifetimes?</p> <p>Follow this link and find all the information you need:</p> <p>https://www.bbc.co.uk/bitesize/topics/zgssgk7/articles/z2msv4j</p> <p>Watch the video and then complete the fun quiz to test your knowledge!</p>	<p>RE:</p> <p>God's gift to people</p> <p>Follow this link to hear a story told by Jesus to help his followers understand about God's gift to people:</p> <p>https://www.bbc.co.uk/bitesize/clips/zbn34wx</p> <p>If you could give 1 gift to the people, what would it be?</p>	<p>PSHE:</p> <p>How can you cope with being angry?</p> <p>Watch this video:</p> <p>https://www.bbc.co.uk/bitesize/clips/zq676sg</p> <p>Now create a poster to show how you can cope with feeling angry.</p>	<p>CGP science Work book (2 pages)</p>

Project



Build a tower which stands up itself.
Can you challenge yourself and only use 2 materials to



build a tower?

Year 5 & 6 Music at Home

Try these fun music activities at home. Cross off each square when you have completed the task.

<p>Sing and dance along to your favourite songs</p>	<p>These shape can be used to create your own rhythm patterns</p>  	<p>Practise your drumming skills by creating rhythms using the shapes . Use the back of a chair, plastic tub or carpet with wooden spoons. (Don't forget to ask parents first.)</p>	<p>Make an instrument out of items in your house</p>	<p>Create a piece of music and perform it to others, using a homemade instrument or music app</p>
<p>Play the game Don't clap this one back!</p>	<p>Listen to 15 mins of classical music or watch a video on bbc.co.uk/teach/ten-pieces</p>	<p>Learn a new song (maybe try the "Out of the Ark @home" channel on Youtube)</p>	<p>Play on a Music app on your device.</p>	<p>Practise an instrument.</p>
<p>Research facts about different elements of music. Write a music quiz and play it with your family.</p>	<p>Learn some beat-boxing or rapping skills. https://beatboxingforkids.fun/</p>	<p>Try singing some Karaoke with your family from Youtube.</p>	<p>Write your own song or rap about an issue you care about.</p>	<p>Join in or make up your own dance / exercise routine.</p>
<p>Sing in the shower or bath. Why does your voice sound different?</p>	<p>Learn a new clapping game/song. Your grown-up might know some from when they were at school!</p>	<p>Sing a song you learned at school And perform it to another family member. Add actions too.</p>	<p>Watch a musical film or create a playlist of your favourite songs to sing along with.</p>	<p>Bounce a ball, play catch or skip to the pulse of the music.</p>
<p>Fill a bottle with water. Gently blow over the top to make a sound. Experiment with different water levels.</p>	<p>Challenge another person to see who knows the most musical words. These can be instruments, loud, quiet etc.</p>	<p>Take a virtual tour around the Musical Instrument Museum https://www.google.com/maps/@33.6672437,-111.9785815,2a,75y,359.45h,500t/data=!3m7!1e1!3m5!1snpzDQK0Al_dsebdvYaX8eiQI2e0I3e5I7I133I2I8I6656</p>	<p>Sing a song about your most recent class topic to remember the facts.</p>	<p><i>Pitch, dynamics, tempo, duration, texture.</i> Illustrate the meaning of these words by designing some flash cards.</p>

What we learnt so far in Year 5:	
History	The Victorians Anglo Saxons and the Vikings
Geography	Human and physical features of Ancient Greece Explored the settlement of Anglo Saxons and the Vikings on the UK map and identified the reasons/human and physical features of the place for the settlement. <i>Scarborough (topographical features of a region (including hills, mountains, coasts and rivers))</i>
Science	Earth and Space Forces Properties and the changes of materials <i>Animals inc humans</i>
RE	What are the different beliefs about God? Why do people need to express their beliefs? <i>Why are people, places and times sacred?</i>
Maths	Place value <ul style="list-style-type: none"> Numbers to 10,000 Roman Numerals to 1,000 Round to nearest 10, 100 and 1,000 Numbers to 100,000 Compare and order numbers to 100,000 Round numbers within 100,000 Numbers to a million Counting in 10s, 100s, 1,000s, 10,000s, and 100,000s Compare and order numbers to one million Round numbers to one million Negative numbers Addition and subtraction

Add whole numbers with more than 4 digits (column method)

Subtract whole numbers with more than 4 digits (column method)

Round to estimate and approximate

Inverse operations (addition and subtraction)

Multi-step addition and subtraction problems

Multiplication and division

- Multiply and divide numbers mentally drawing upon known facts.
- Multiply and divide whole numbers by 10, 100 and 1000.
- Identify multiples and factors, including finding all factor pairs of a number, and common factors of two numbers.
- Recognise and use square numbers and cube numbers and the notation for squared (2) and cubed (3)
- Solve problems involving multiplication and division including using their knowledge of factors and multiples, squares and cubes.
- Know and use the vocabulary of prime numbers, prime factors and composite (non-prime) numbers.
- Establish whether a number up to 100 is prime and recall prime numbers up to 19
- Written methods-Long multiplication and bus stop method

Fractions

- identify, name and write equivalent fractions of a given fraction, represented visually, including tenths and hundredths
- compare and order fractions whose denominators are all multiples of the same number
- recognise mixed numbers and improper fractions and convert from one form to the other and write mathematical statements > 1 as a mixed number [for example, $1\frac{1}{2} = 1 + \frac{1}{2} = 1\frac{1}{2}$]
- Add and subtract fractions with different denominators and mixed numbers

Decimals and percentages

- solve problems which require knowing percentage and decimal equivalents of $\frac{1}{2}$, $\frac{1}{4}$, $\frac{1}{5}$, $\frac{2}{5}$, $\frac{3}{5}$ and those fractions with a denominator of a multiple of 10 or 25.

Units of measure

•convert between different units of metric measure •understand and use approximate equivalences between metric units and common imperial units such as inches, pounds and pints•estimate volume and capacity

English

- Ancient Greek Myth about Pandora
- Diary of a child in the Victorian time
- Information text about Neil Armstrong

- | | |
|--|--|
| | <ul style="list-style-type: none">• Poem: Last night I saw the city breathing• Persuasive writing about football stadium• Playscript: Father's Day |
|--|--|