
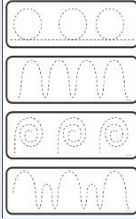





Nursery Home Learning timetable w/b 25/1/21

	Monday 25 <sup>th</sup> Jan	Tuesday 26 <sup>th</sup> Jan	Wednesday 27 <sup>st</sup> Jan	Thursday 28 <sup>th</sup> Jan	Friday 29 <sup>th</sup> Jan
Physical fine motor	<p>Use a spoon or a scoop and scoop up some lentils/pasta/beads or anything else you can find at home.</p> 	<p>Use the shape pattern cards in your pack and trace over then with your finger. If you have some buttons/beads you can place these over the patterns.</p> 	<p>Scrunch up some paper to make some small balls. Use your thumb and fore finger to see how many you can pick up.</p> 	<p>Get a sponge and a bowl of water. Soak the sponge in water. Then can you squeeze all the water out of the sponge.</p> 	<p>In your pack find the witch pencil control sheet and trace over the lines with a pencil.</p> 
Outdoor/physical	<p>Active P.E session 6 - jumping in combination  <a href="https://www.afpe.org.uk/physical-education/thisispe-supporting-parents-to-teach-pe-at-home/">https://www.afpe.org.uk/physical-education/thisispe-supporting-parents-to-teach-pe-at-home/</a></p>	<p>Yoga - winter wonderland  <a href="https://www.youtube.com/watch?v=yE1NEiVf2Gk">https://www.youtube.com/watch?v=yE1NEiVf2Gk</a></p>	<p>Play musical statues, Dance and move when the music plays. When the music stops stand really still.</p>	<p>Yoga - penguins  <a href="https://www.youtube.com/watch?v=jSZvMHLw9vs">https://www.youtube.com/watch?v=jSZvMHLw9vs</a></p>	<p>Practice moving in different ways, can you jump, hop, skip, roll, crawl.</p>



**Have a healthy lunch and drink**





You could help your grown up to prepare a healthy snack.



Talk about healthy food and the food you like to eat.

Take some time to relax and listen to your favourite songs and rhymes or curl up with your favourite story book.


Go outside in your garden and get some fresh air.




Creative	<p><b><u>Collage</u></b></p> <p>Make an ambulance picture. What will your ambulance look like? How many wheels will it have? What will you use?</p>  <p>Send a photo of what you have made to <a href="mailto:Nursery@lapage.bradford.sch.uk">Nursery@lapage.bradford.sch.uk</a></p>	<p><b><u>Drawing</u></b></p> <p>Can you draw a picture of someone that helps you when you are poorly. You might want to draw a picture of someone in your family or a picture of some doctors and nurses.</p>  <p>Send a picture of your drawing to <a href="mailto:Nursery@lapage.bradford.sch.uk">Nursery@lapage.bradford.sch.uk</a></p>		<p><b><u>Role play</u></b></p> <p>Get some of your teddies and lay them down. Your teddy is feeling poorly can you make him/her better? You could get a scarf and wrap it around like a bandage.</p> 	<p><b>Junk modelling/construction</b></p> <p>Use some junk modelling boxes or some construction material like lego or blocks and make an ambulance.</p> <p>Remember to think about what you will need - wheels, doors, a window, siren.</p>   <p>Send a picture of your model to <a href="mailto:Nursery@lapage.bradford.sch.uk">Nursery@lapage.bradford.sch.uk</a></p>
Well - being	Share a book with someone in your family.	Play some happy music and dance along with it.	Go in a walk in your street and listen to the sounds you can hear.	Play with your favourite toy or game.	Draw a picture of your friends at Nursery or one of your teachers.

Literacy		<p><b><u>At the doctors</u></b></p> <p>Listen to this story all about the doctors.</p> <p>Talk you your grown up about what you found out.</p> <p><a href="https://www.youtube.com/watch?v=bwx2Z6950YA">https://www.youtube.com/watch?v=bwx2Z6950YA</a></p>	<p><b><u>Oral Talk</u></b></p> <p>Can you find out about doctors/nurses and how they help you.</p> <p>What kind of equipment do they use? Where do they work? What kind of vehicles do they use?</p> <p>There are some pictures below for you to look at and some pictures in your pack.</p>	<p><b><u>Read, Write Inc picture cards</u></b></p> <p>Watch this video and join in with the picture descriptions.</p> <p><a href="https://www.youtube.com/watch?v=bwx2Z6950YA">https://www.youtube.com/watch?v=bwx2Z6950YA</a></p> <p>Scroll down for the picture cards or find them in your pack.</p>	<p><b><u>Miss Polly has a dolly</u></b></p> <p>Find the song in your pack and learn it. Join in with the words and actions.</p> <p>Send a video of you singing to <a href="mailto:Nursery@lapage.bradford.sch.uk">Nursery@lapage.bradford.sch.uk</a></p>
Maths	<p><b><u>All about No.1</u></b></p> <p>Watch number blocks all about 1.</p> <p><a href="https://www.bbc.co.uk/iplayer/episode/b08bzzns/number-blocks-series-1-one">https://www.bbc.co.uk/iplayer/episode/b08bzzns/number-blocks-series-1-one</a></p> <p>Find objects in your house to represent no.1.</p> <p>Send a picture of what you have found to <a href="mailto:Nursery@lapage.bradford.sch.uk">Nursery@lapage.bradford.sch.uk</a></p>	<p><b><u>I spy number 1</u></b></p> <p>In your pack find this sheet. Find the different objects that represent 1.</p> 	<p><b><u>Represent no.1</u></b></p> <p>In your pack there are some picture cards that represent no.1. Talk about what you can see e.g I can see 1 apple.</p> <p>Have a go at making your own cards.</p> 	<p><b><u>Go number walk</u></b></p> <p>Go on a walk in your street, have a look at the numbers on the doors and on cars. Can you spot the number 1?</p> <p>Take some photos and send them to <a href="mailto:Nursery@lapage.bradford.sch.uk">Nursery@lapage.bradford.sch.uk</a></p>	





Bounce: t-t-t-tower  
Handwrite: Down the tower,  
across the tower



Bounce: i-i-i-insect  
Handwrite: Down the body, dot  
for the head



Stretch: nnnnet  
Handwrite: Down Nobby,  
over his net



Bounce: p-p-p-pirate  
Handwrite: Down the plait and  
over the pirate's face

The page is framed by a repeating illustration of a young girl with dark hair, wearing a yellow dress with white polka dots and red shoes. The background is light blue. The text is centered in a white rectangular area.

## Miss Polly Had a Dolly

Miss Polly had a dolly,  
who was sick, sick, sick.

So she phoned for the doctor  
to be quick, quick quick.

The doctor came with his bag and his hat.

And he knocked at the door,  
with a rat-a-tat-tat.

He looked at the dolly  
and he shook his head.

And he said, "Miss Polly,  
put her straight to bed."

He wrote out a paper for a pill, pill, pill.

"I'll be back in the morning  
with the bill, bill bill."